

Scroll to page 2 for the information you requested.



www.QBalance.com

We make QuickBooks work for you™

CPA

Call Toll-Free: (800) 216-0763

QuickBooks Support • QuickBooks Supplies • QuickBooks Training

Quickbooks is the best accounting software available for small business

But: you may be one of the 75% of all QuickBooks installations that have hidden deficiencies that cost your business time, and money. Can you honestly answer these following questions:

- Do you have an ideal set-up in QuickBooks?
- Are you using the most efficient activities to enter transactions?
- Is there a quicker way to obtain information?
- Are your reports accurate? Do you trust them to make business decisions?
- Are you using the right reports to make decisions?
- Are you using the right version of QuickBooks?

For over 7 years, QBalance Certified QuickBooks ProAdvisors who are also CPAs have been helping businesses like yours to save real time and money by making QuickBooks work for you. We have the answers to these questions and any others you might have.

Remember our toll-free telephone number: **(800) 216-0763**. Please jot it down for ready reference. Call us when you have any of the following:

- You have a problem using QuickBooks and need an answer.
- You are overdue for the recommended QuickBooks Tune-up.
- You need training for either existing or new users.

Our help is provided by telephone, e-mail and through the Internet directly to your personal computer via remote control while you watch – call for a free demonstration!

Find QuickBooks Training: www.qbalance.com/QuickBooksTrainingUSA.htm
www.qbalance.com/QuickBooks_supplies.htm

Buy QuickBooks Checks • W2s • 1099s • Deposit Slips • Shipping Labels • Check Envelopes

You have a Mac. Your accountant has a PC. With QuickBooks, it's no problem.

Give these instructions to your accountant.

Your accountant has a PC. You have a Mac.

With QuickBooks, it's no problem.

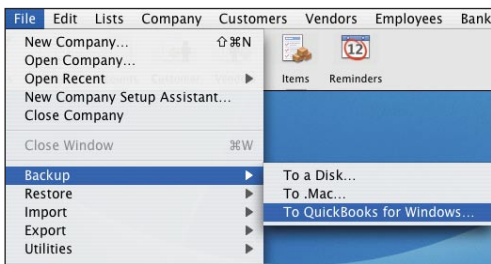
Give these instructions to your accountant.

It's easy to share data between QuickBooks for Mac and QuickBooks for Windows¹. Here's how to do it:

Mac > Windows

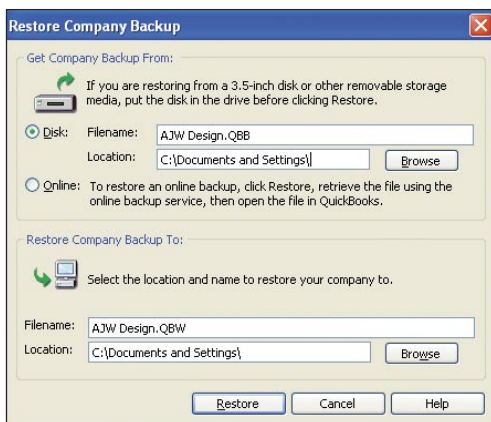
- 1 In QuickBooks: Pro 2005 for Mac, choose **File > Backup > To QuickBooks for Windows**.

- Name the file.
- A copy of the Mac file is now formatted for Windows and saved as a .QBB file.



Note: For Pro 6.0 for Mac, choose **File > Create a file for QuickBooks Windows**.

- 2 Send the file to your accountant via email, CD-ROM, USB drive, Zip disk, or Flash drive (most Macs read and write data to and from PC-formatted media).
- 3 In QuickBooks for Windows, choose **File > Restore**.
 - Browse your computer until you find the company backup file (.QBB).
 - Select the file and click "**Restore**".
 - Your accountant can now review and edit your file.




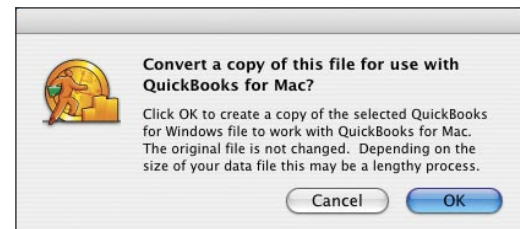
It's easy to share data between QuickBooks for Mac and QuickBooks for Windows¹. Here's how to do it:

Windows > Mac

- 1 In QuickBooks for Windows, save the file as .QBW or a .QBB backup file, NOT as an Accountant Transfer File (.QBX).

Note: If your client is using Pro 6.0 for Mac, you must save as a .QBW file because Pro 6.0 for Mac does not open .QBB backup files.

- 2 Send the file to your client via email, CD-ROM, USB drive, Zip disk, or Flash drive (most Macs read and write data to and from PC-formatted media).
- 3 In QuickBooks: Pro 2005 for Mac, your client opens the file by choosing **File > Open Company**.



For more information, download the **How to Support Mac Clients Using QuickBooks: Pro 2005 for Mac White Paper**:

http://accountant.intuit.com/products_services/quickbooks_pro_mac/whitepaper.aspx



¹ U.S. versions of QuickBooks Basic, Pro, Premier, Premier Accountant Edition versions 2004 or 2005.